



RIPPA[®]

R32 PRO | MINI EXCAVATOR



R32 PRO: EXCLUSIVE FEATURES



ENGINE

KUBOTA V1505 ENGINE, RATED POWER 17.1KW

- High-Efficiency power output
- Low fuel consumption
- Low noise & vibration



PUMP

VARIABLE DISPLACEMENT PISTON PUMP

- Provides stable hydraulic flow
- Flow rates of 99L/min
- Keep the hydraulic system stable




VALVE

LOAD SENSING MULTI- PLEX VALVE

- Automatically adjust flow and pressure
- Responsive handling with smooth multi-tasking.
- Less heating, longer lifespan



R32 PRO RIPPA



TRACK

ENGINEERING RUBBER TRACKS

- Smooth driving with little vibration
- Easily handle slopes and complex working conditions



MOTOR

BUILT-IN WALKING MOTOR

- The motor and reducer are integrated into one design.
- The overall structure is more compact
- It is more durable than an exposed structure.



FLEXIBLE BODY





▶ ULTRA COMPACT DIMENSIONS

There's a lot to like about RIPPA's new ultra-compact excavators. They're so compact you can easily work safely in tight spots. They also have an improved control layout*, and upgraded comfort features to keep you working efficiently and comfortably. Best of all, you can depend on these RIPPA ultra-compact excavators to get the job done with speed and efficiency.

▶ TILTING DOZER BLADE

The main body of the dozer blade is constructed from high-strength steel, offering exceptional wear resistance and impact resistance. Reinforced by structural ribs, both its overall strength and service life have been significantly enhanced. Lubrication ports have been added at all connection points to facilitate routine maintenance and lubrication. Furthermore, the blade's ability to tilt left and right allows the excavator to perform tasks—such as leveling, side-pushing, and slope trimming—without the need for frequent repositioning of the machine body.



WIDE RANGE OF OPERATIONS

▶ CAN BE EXCAVATED IN NARROW SPACES

By swinging the work machine, it is possible to excavate in narrow spaces and near walls.

Boom swing angle (right): 47°

Boom swing angle (left): 74°

▶ TAILLESS DESIGN

It offers greater flexibility when working in confined spaces such as backyards, farm fences, or around buildings, eliminating the need for frequent repositioning; it also effectively avoids the risk of rear-end collisions, significantly improving construction safety, making it especially suitable for beginners or home users.



FEATURES AND FUNCTIONS



KEY FEATURES



- » Explosion-proof valve, The explosion-proof valve can effectively prevent the machine from losing control and improve safety when the pressure of the hydraulic pipeline is too high and the pipeline is broken.
- » The switching valve block serves to secure the hydraulic lines; in the event that a quick-connect hose at the bucket end ruptures, it can be replaced directly.




- » 4 high-pressure assistive device pipelines can realize more assistive device function operations
- » Uniformly use pointed grease nipples with welded protective blocks: nickel-plated to resist corrosion and deformation; pointed tip ensures precise engagement without leakage; protective blocks prevent damage during operation.





► CYLINDER GUARD

Effectively extends the service life of hydraulic cylinders, reduces maintenance costs, and ensures equipment reliability under harsh operating conditions.



► DUAL-SPEED MODE

It enables a perfect balance between rapid transitions and heavy-load climbing, thereby enhancing operational efficiency, safety, and component durability.



► PATTERN CHANGE VALVE

It enables the interchange of left- and right-hand controls for the stick and boom, satisfying the diverse needs of customers regarding forward and reverse control switching.



► PILOT-OPERATED LOCK

By cutting off the pilot hydraulic circuit, the pilot control lock effectively prevents the accidental actuation of actuators should the control levers be inadvertently bumped, thereby fundamentally safeguarding the safety of both the operator and surrounding personnel.



► POWER LOCK

When the excavator is idle, the operator can cut off power via the switch to save energy and reduce operating costs.



► PILOT HANDLE

Dual-Button Joystick: Two function buttons are reserved on each side to support future functional expansion.



Soft canopy specification (R32 Pro)



EASY TO MAINTAIN



▶ ENGINE COVER

The rear-opening hood design facilitates easy engine maintenance; furthermore, thanks to the well-organized and protected routing of hydraulic service lines, routine maintenance tasks are rendered remarkably simple. The side hoods can also be flipped upward, providing extensive access to the hydraulic components and making the inspection and servicing of these parts even easier and more convenient.



REDUCE MAINTENANCE COSTS



▶ OIL CIRCUIT MAINTENANCE

A manually openable cover is specially set at the foot pedal, so that when checking the oil circuit and the line, it will be handy and efficient, which provides great convenience for subsequent maintenance and inspection work.



▶ TRACK TENSIONING MAINTENANCE PORT

Featuring a metal enclosed cover design with a reserved independent tensioning maintenance window, this system allows for quick access to the tensioning cylinder and grease fittings without disassembling tracks or large protective plates, effectively shortening maintenance and repair time.



▶ GREASE FITTING

The grease points are centrally located, making routine maintenance and servicing more convenient.



▶ FLIP UP WINDSHIELD

The windshield can be flipped up, and it is easy to switch between closed and open modes according to weather and working conditions. In hot weather, the flip-up design provides natural ventilation, improves air circulation inside the cab, and enhances comfort. The front windshield is easy to clean, making maintenance easier.



▶ AIR CONDITIONER

Regardless of extreme heat or severe cold, it maintains a suitable working environment, extends effective operating time, prevents heatstroke in high temperatures or sluggishness caused by low temperatures, and reduces the risk of operational errors.




▶ FAN HEATER

In winter, it prevents condensation on the glass from obstructing vision and also helps to increase the temperature inside the car

▶ MECHANICALLY SUSPENDED SEAT

Drivers can adjust the seat to the most comfortable pneumatic position according to their individual needs, ensuring exceptional ride smoothness. Featuring characteristics such as vibration damping, isolation, and resistance, the system effectively alleviates driver fatigue and significantly reduces safety risks.



▶ FOOT PEDAL

The foot pedal is set to facilitate the side swing and extension of the excavator, freeing the driver's hands and improving work efficiency.



▶ QUICK-CHANGE LOCK

The hydraulic quick-change device features a dual safety mechanism: the red switch must be engaged first; otherwise, the button will remain in a locked state.



▶ CRYSTAL DISPLAY

It displays the excavator's key operating parameters, enabling the operator to monitor the equipment's operational status at any time.



▶ FAN

Improves ventilation, keeps the cab fresh and cool, and enhances operator comfort and efficiency.



RIPPA ATTACHMENTS



PERFORMANCE MATCHED

It supports quick attachment changes, enabling one machine to handle digging, breaking, grabbing, drilling, leveling, and trenching. By adapting to different tasks, it boosts efficiency, reduces equipment and rental costs, and lowers labor dependency. More than just a machine, it's a personal engineering team ready to work anytime.

Visit rippa.com



BUCKET

- Optional bucket sizes.
- weight:58.3kg
size:80 × 35 × 57 cm
- weight:65kg
size:80 × 45 × 57 cm
- weight:81kg
size:80 × 65 × 57 cm
- weight:87kg
size:80 × 85 × 57 cm
- weight:93kg
size:80 × 105 × 57 cm



MUD BUCKET

- Optional bucket sizes.
- weight:60kg
size:60 × 62 × 57 cm
- weight:76kg
size:60 × 82 × 57 cm
- weight:85kg
size:60 × 102 × 57 cm
- weight:100kg
size:60 × 122 × 57 cm



RIDDLE BUCKET

- Optional bucket sizes.
- weight:88kg
size:80 × 85 × 57 cm



RAKE

- Optional rake sizes.
- weight:46kg
size:78 × 40 × 30 cm
- weight:54kg
size:78 × 60 × 30 cm
- weight:62kg
size:78 × 80 × 30 cm



LOG GRAPPLE

- Optional Lightweight log grapple sizes.
- weight:150kg
size:55 × 85 × 94 cm



RIPPER

- Optional ripper size
- weight:22kg
size:56 × 20 × 30 cm



HYDRAULIC BREAKER

- Hydraulic breaker size
- weight:167kg
size:80 × 30 × 45 cm



TILTING BUCKET

- Optional tilting bucket size
- weight:95kg Single cylinder
size:90 × 80 × 47 cm
- weight:99kg Double cylinder
size:90 × 80 × 47 cm
- weight:108kg Single cylinder
size:90 × 100 × 47 cm
- weight:112kg Double cylinder
size:90 × 100 × 47 cm



LAWN MOWER

- Lawn mower size
- weight:155kg
size:125 × 45 × 70 cm



RIPPA ATTACHMENTS

ROTARY DRILL

- Optional rake sizes.
- Weight: 58kg
Length: 80cm Diameter: 20cm
- Weight: 64kg
Length: 100cm Diameter: 30cm
- Weight: 66kg
Length: 120cm Diameter: 30cm
- Weight: 71kg
Length: 150cm Diameter: 30cm



APPLICATION SCENARIOS



DIG A SWIMMING POOL



REPAIR A DRIVEWAY



DIG DRAINAGE DITCHES



STUMP REMOVAL



TREE PLANTING



FARM BUILDINGS



SNOW REMOVAL



LAND LEVELING



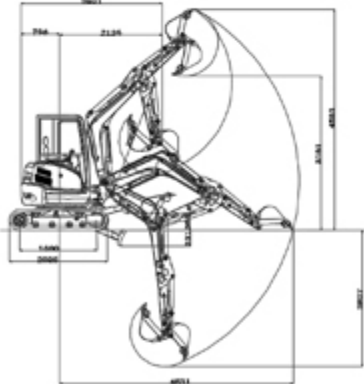
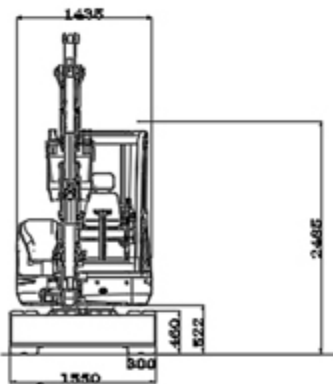
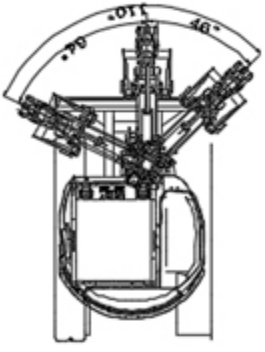
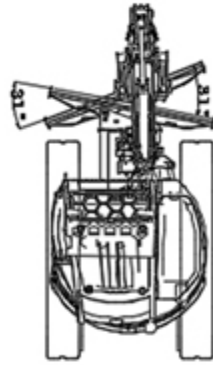
FENCE INSTALLATION



SMALL FOUNDATIONS

DETAILED PARAMETER CONFIGURATION

Basic parameters		
Machine Weight/Operating Weight	3510kg/3623kg	7738lb/7987lb
Bucket capacity	0.08m ³	2.83ft ³
Travel speed low/high speed	0-1.8/0-2.8Km/h	0-1.1/0-1.7mph
Gradeability	30%	30%
Ground pressure	36Kpa	5.2psi
Maximum digging force	27kN	6070lbf
Maximum digging radius	4831mm	190.2in
Maximum digging depth	2827mm	111.3in
Maximum digging height	4563mm	179.6in
Maximum unloading height	3181mm	125.2in
Maximum deflection angle	110°	110°
bulldozer blade turning angle	31°	31°
Body		
Transport length	2921mm	115in
Transport width	1550mm	61in
Transport height	2485mm	97.9in
Counterweight ground clearance	522mm	20.6in
Bucket width	400mm	15.7in
Boom length	2220mm	86.6in
Arm length	1620mm	65.4in
Bulldozer blade width	1550mm	61in
Engine		
Engine brand	Kubota	Kubota
Engine model	V1505	V1505
Maximum power	17.1kw	22.9hp
Maximum speed	2300rpm	2300rpm
Displacement	1.5L	0.4 gal
Number of cylinders	4	4
Cooling method	Water-cooled	Water-cooled
Engine oil change amount	5L	1.32 gal
Fuel form	Diesel	Diesel
Fuel grade	0/-10	0/-10
Theoretical fuel consumption	1.3-1.5L/h	1.3-1.5L/h
Hydraulic system		
Main pump type/model		45ml/r
Main pump maximum flow (L/min)		99 L/min
Multi-way valve	Load sensitive 9-way hydraulic multi-way valve	
Rated set pressure (Mpa)		18MPa
Travel hydraulic motor type		LTM03AX
Slewing hydraulic motor type		Likechuan

Unit: mm

Shandong Rippla Machinery Group Co., Ltd.

Address: No. 39, Guang'an Road, Lihang Sub-district Office, High-tech Zone, Jining City, Shandong Province.

Some specifications are based on engineering measurements and may differ from actual conditions. Specifications are for comparison purposes only and are subject to change without notice. Specifications of individual RIPPA devices may vary due to normal variations in design, manufacturing, operating conditions and other factors. Some images of RIPPA devices are not limited to standard packages.



RIPPA®

EXCAVATOR PARTS PACKAGE LIST

ONE-STOP PARTS SOLUTION, SAVING YOU TIME, EFFORT, AND MONEY.

Note: Product images are for reference only. Actual parts may vary in appearance depending on the excavator model, engine configuration, and production batch. Please refer to the part number (Coding) or contact RIPPA before ordering.

<p>SELECTED HIGH-QUALITY ACCESSORIES</p>	<p>STABLE AND RELIABLE PERFORMANCE</p>	<p>REDUCE MAINTENANCE COSTS</p>	<p>BUYING IN BULK OFFERS BETTER DEALS</p>
--	--	---------------------------------	---

— R32 PRO (Kubota) PARTS LIST —

<p>Routine maintenance parts</p>	<p>Air Filter Element x 3 LP0111010008</p>	<p>Oil Filter Element x 3 LP0111020047</p>	<p>Diesel Fuel Filter Element x 3 LP0111020179</p>	<p>Pilot Hydraulic Filter Element x 3 LP0116020136</p>	<p>Why choose pack ?</p> <ul style="list-style-type: none"> ✓ Comprehensive coverage of commonly used accessories ✓ Original factory standards, quality guaranteed ✓ Reduce downtime and improve efficiency ✓ Package deals, great value!
	<p>Return Hydraulic Oil Filter Element x 3 LP0116020062</p>	<p>Grease Fitting x 3 LP011109254</p>	<p>Bucket Tooth x 3 LP0111099565</p>		
<p>Oil tank</p>	<p>Boom Cylinder x 1 LP0115010141</p>	<p>Stick Cylinder x 1 LP0115010142</p>	<p>Bucket Cylinder x 1 LP0115010140</p>		
<p>Walking and Turning System</p>	<p>Track Adjuster Screw x 1 LP0102070011</p>	<p>Guide Wheel x 1 LP0102070001</p>	<p>Starter Motor x 1 LP0111020118</p>		
<p>Electrical Components</p>	<p>Main Power Switch x 1 LP0106040064</p>	<p>Key Switch x 1 LP0106040002</p>	<p>Telescopic Solenoid Valve x 1 LP0115030028</p>	<p>Scan the QR code now for inquiries and ordering.</p>	