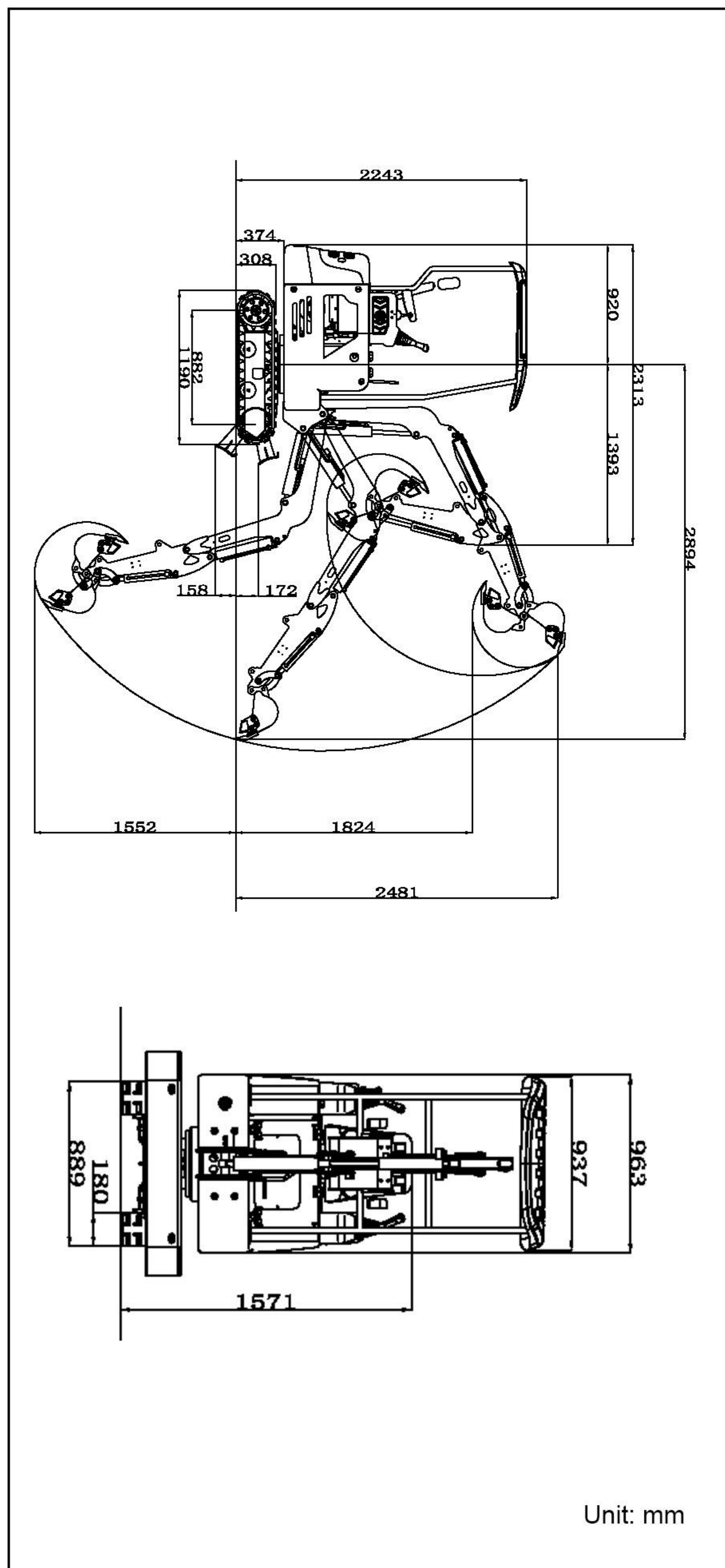


## ■ SCOPE OF WORK



Unit: mm

## ■ SPECIFICATION

	Model	Unit	R327
Basic parameters	Machine working weight	lb(kg)	2226(1009.5)
	Bucket capacity	ft <sup>3</sup> (m <sup>3</sup> )	0.49(0.014)
	Travel speed low/high speed	mph(Km/h)	0-0.93(0-1.5)
	Gradeability	(%)	30
	Ground pressure	(Kpa)	23.43
	Maximum digging force	(kN)	12.5
	Maximum digging radius	in(mm)	114(2894)
	Maximum digging depth	in(mm)	61.1(1580)
	Maximum digging height	in(mm)	111.9(2841)
	Maximum unloading height	in(mm)	71.8(1824)
Maximum deflection angle	°	-	
Track extension range	in(mm)	-	
Engine	Engine brand		Kubota
	Engine model		D722
	Maximum horsepower	hp	13.7
	Maximum power	kw	10.2
	Maximum speed	rpm	2500
	Displacement	gal(L)	0.19(0.719)
	Number of cylinders		3
	Cooling method		Water-cooled
	Engine oil change amount	gal(L)	0.66(2.5)
	Fuel form		DIESEL
Fuel grade		0/-10	
Theoretical fuel consumption	gal/h(L/h)	0.3-0.4(1.1-1.5)	
Body	Transport length	in(mm)	91.1(2313)
	Transport width	in(mm)	42(1067)
	Transport height	in(mm)	88.3(2243)
	Counterweight ground clearance	in(mm)	14.7(374)
	Bucket width	in(mm)	15.7(400)
	Boom length	in(mm)	58.1(1477)
	Arm length	in(mm)	37.8(961)
	Bulldozer blade width	in(mm)	43.3(1100)

## ■ HYDRAULIC SYSTEM

Main pump type/model	Gear pump/310	Maximum set pressure (Mpa)	18MPa
Main pump brand	Tianjin Travel/Parker	Travel hydraulic motor type	BM6-315
Main pump maximum flow (L/min)	25	Travel motor brand	Zhenjiang Dali
Multi-way valve	8-way pilot valve	Motor displacement	315
Multi-way valve brand	Tengfei	Slewing hydraulic motor type	BM2-315
Rated set pressure (Mpa)	17MPa	Displacement	315

- Please read the operator's manual carefully before use and operate the machine correctly.
- Always wear the seat belt during operation. (ROPS models only)
- Only trained and qualified personnel should operate this machine in accordance with local laws and regulations.
- Inspect the machine regularly before and during operation to help prevent accidents, damage, and unexpected downtime.
- Perform routine maintenance and safety inspections according to the maintenance schedule in the operator's manual.
- Repairs, inspections, and servicing should be carried out by qualified technicians or authorized service personnel.



# MINI EXCAVATOR R327



**EXCELLENT PERFORMANCE  
FULLY MEET THE NEEDS OF  
VARIOUS USERS.**



# EXCELLENT BASIC PERFORMANCE



## [ KUBOTA ENGINE ]

Powerful performance in a compact design. The excellent performance brought by the extra torque greatly contributes to the improvement of workability. At the same time, low fuel consumption, low vibration, low noise, and consideration for the environment have been achieved at a high level.



## [ Plastic diesel tank ]

Higher cleanliness, corrosion resistance and aging resistance



## [ LARGE SUSPENSION SEAT ]

The seat mounting plate can be flipped up, and the internal structure can be inspected by flipping up



## [ STATUS DISPLAY TABLE ]




It can display engine speed, oil pressure, water temperature, fuel quantity, etc.



## [ REPLACE ASSISTIVE DEVICE MODE ] (standard configuration)

When replacing auxiliary equipment such as hydraulic quick changers, breakers, and wood grabbers, you can easily replace them by pressing the button, which is convenient and quick.

# Reliable working performance



# Product Highlights

## [TUBING BUILT-IN]

The oil pipes are all located inside the boom and the broken oil pipes are protected by steel coil springs. The oil pipe is not easy to be damaged and has a longer service life.



## [ Dash board ]

The right armrest box is equipped with on-board instrument-an integrated multi-function instrument, which can display various parameters such as working hours, oil volume, and hydraulic oil volume. It is convenient to observe the status of the whole vehicle, maintain and manage the condition of the whole vehicle in time.



## [Walking pole]

The walking rod can be pushed by hand or stepped on by foot, so that both walking and work are correct, which greatly improves the work efficiency.



## [Retractable track]

The retractable bottom plate can adapt to various working conditions.




## [Add retainer to support wheel]

The rollers add retaining rings, the frame is not stressed, and the use time is long. There are 6 rollers in the whole vehicle, which is more stable and the track is not easy to fall.



## [ Easy to maintain ]

All maintenance parts are at the back, and the rear guard is opened for maintenance and easy replacement.



# EXCELLENT OPERABILITY AND COMFORT



# > WE ARE RIPPA

Shandong Rippa Machinery Group Co., Ltd. is located in the No. 39, Guang'an Road, Liu-hang Sub-district Office, High-tech Zone, Jining City, Shandong Province, It is a state-owned high-tech enterprise with import and export rights.

The company's employees are energetic and enterprising, constantly creating the legend and fame of the rippa!



**Shandong Rippa Machinery Group Co., Ltd.**

Address: No. 39, Guang'an Road, Liu-hang Sub-district Office, High-tech Zone, Jining City, Shandong Province

Some specifications are based on engineering measurements and may differ from actual conditions. Specifications are for comparison purposes only and are subject to change without notice. Specifications of individual RIPPA devices may vary due to normal variations in design, manufacturing, operating conditions and other factors. Some images of RIPPA devices are not limited to standard packages.



[www.rippa.com](http://www.rippa.com)