



RIPPA®

R150

Standard bucket capacity: 0.76m³ | Rated power: 92kW/2200rpm |
Operating weight: 15000kg



RIPPA

Keep evolving for the better

Rippa Machinery Group Co., Ltd. was established in 2006 and has passed the EU CE ISO9001 certification. It has been awarded the title of "Contract abiding and Reputable" in Shandong Province. The company has a domestic sales department and an international business unit, and the enterprise is developing towards diversification, multi industry, and collectivization

We are Rippa

Rippa is a brand renewal and upgrade, reflecting our core concept of sustainable development and leaving a positive development footprint. Looking ahead, we will continue to provide innovative products and solutions to drive continuous progress in our world today.

NEW POWER

Equipped with Cummins engines, providing more power support for driving. With a gentle roar, elegant start, strong and stable output power, it has been proven by the market



REDUCE FUEL CONSUMPTION



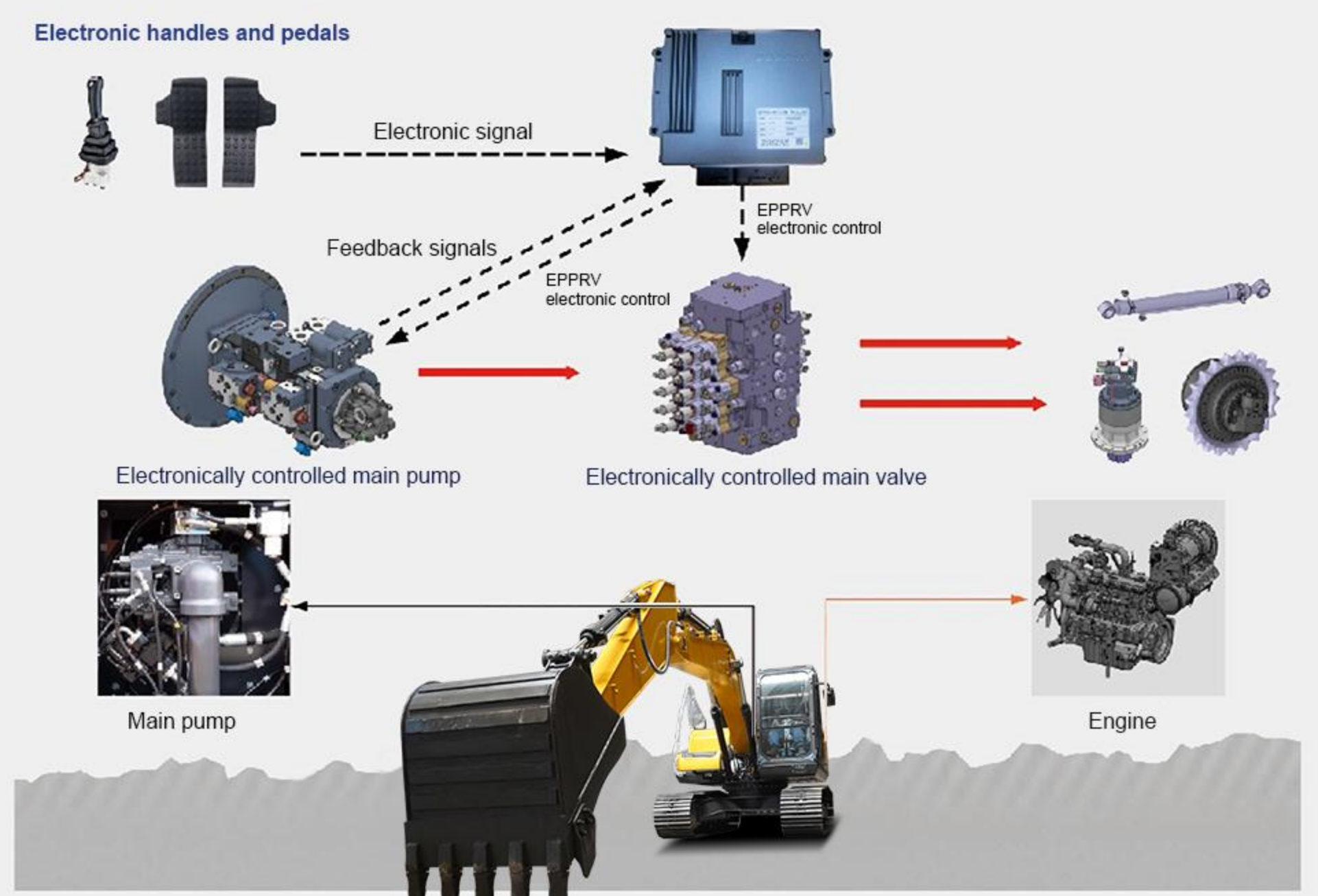
The above data are all obtained under ideal testing conditions, and there may be some deviations from the actual testing data for reference only.


Fully electronic hydraulic system

By electronically controlling the main pump and valve, precise control of hydraulic output is achieved, reducing system energy consumption losses and significantly reducing excavator fuel consumption.

Upgrading the system

The fully upgraded system adjusts the engine speed and main pump output torque in real time according to the intensity of the working conditions, making energy consumption control more precise and the fuel saving effect more obvious.





ENGINE

Manufacturer	Equipped with Cummins
Power	92kW/2200 rpm

- Economically fuel-efficient, with enhanced power

- Adopting FEH electronically controlled hydraulic system, reducing fuel consumption by 7% and pursuing efficient fuel economy
- Hydraulic main pump main valve fully electric signal control, fast action speed, improved efficiency, and maximized customer revenue
- Equipped with a Cummins engine, it has strong power and is efficient and fuel-efficient.

- Efficient production capacity and increased profits

- The high-efficiency engine combined with the large-capacity bucket and mine-type reinforced chassis comprehensively improves production capacity.
- The optional 5.7m long forearm covers a larger operating range and makes loading operations more convenient.
- The hydraulic system has been fully upgraded, the flow rate of the main pump has been greatly increased, and the crushing capacity has been enhanced.

- High quality and durable

- The whole machine adopts original imported engine, main pump, main control valve travel and rotary motor, with reliable performance.
- Structural parts have been proven by the global market, can meet all-round competent working conditions, and are durable.


- Comfortable cab

The design concept of "driver centered" greatly reduces the noise and vibration inside the cab; At the same time, it has an air conditioning system to meet the needs of operations in the four seasons, improving the comfort and convenience of operations



POWER SYSTEM

It uses Cummins engines, which have high power and high performance of core components, and continue to maintain the performance advantages of the previous generation products; the engine cylinder combustion temperature is high, the fuel efficiency is significantly improved, and the power is strong; the exhaust emissions are environmentally friendly.




HYDRAULIC SYSTEM

Multiple oil filtration systems such as hydraulic oil pumps enhance fuel filtration performance, greatly increase fuel usage, reduce energy consumption losses in the-system, effectively reduce fuel consumption, and save 7% fuel compared with the previous generation model.




HEAVY DUTY LARGE AND SMALL ARMS

The large and small arm links are strengthened, the plates are thickened, and the manufacturing process is improved. The welding type is replaced by the integrated casting type.



CENTRAL SWING MOTOR

The central slewing motor is made of foreign famous brands, with stable performance and durability.



Multifunctional electronic instruments

- a. Fuel consumption management: It can confirm the amount of oil and changes in hydraulic oil in the dashboard, and can also initialize the usage time and change the maintenance product replacement cycle
- b. Engine parameters: engine revolutions can be displayed on the instrument panel
- c. Machine voltage: The voltage can be viewed on the instrument panel
- d. Warning message confirmation: Equipment warning messages can be confirmed on the dashboard.

COMFORTABLE AND SAFE DRIVING ENVIRONMENT

CENTRALIZED BUTTON DESIGN

a. Rotary throttle

- The rotary throttle has high precision, strong operation and more beautiful appearance.

c. auxiliary button

- The centralized design of auxiliary buttons greatly improves the convenience of equipment operation.

b. air conditioning panel

- The centralized design of the air conditioning panel can adjust the comfortable working environment according to the environment.

d. power supply unit

- 12V USB power supply device for charging, can provide safe charging for mobile phones and other small devices



COMPREHENSIVE UPGRADE OF DRIVING QUALITY IMPROVED RIDE AND TACTILITY

Comfort seat pilot operation

a. shock absorbing seat


Optimization and improvement of cab shock absorption effect to reduce fatigue caused by operation

b. Operating handle

Rounded handle, comfortable to hold, strong operability and more precise operation control

c. Security lock

Equipped with safety lock for safer operation



CONVENIENT, FAST AND ECONOMICAL MAINTENANCE

New and convenient maintenance settings provide customers with convenient and fast usage conditions.






Filter elements are centrally arranged on the side of the cab to increase maintenance convenience.



RELIABLE AND CONVENIENT MAINTENANCE SYSTEM

The engine cover adopts humanized design

Continuing the design of maintenance convenience, repairs or inspections can be easily completed.



1.Big and small arms

The large and small arm links are strengthened, the plates are thickened, and the manufacturing process is improved. The welding type is replaced by the integrated casting type.

2.Cab protective cover can be installed

The high-strength and thickened protective net can effectively prevent stones from splashing during mining operations, making operations and driving safe and reliable.

3.Oil cylinder

The hydraulic oil cylinder with strengthened design and integrated design can reduce welding seams and prevent the oil cylinder from breaking easily.

4.Reliable weight bracket

The stronger counterweight bracket design can permanently protect the core components from damage, and the thickened cover plate and super-durable fixing bolts ensure its safety and stability.

5.Reinforced boom cylinder support

The cylinder support adopts a thickened and double-layer reinforced structure to effectively cope with the impact of crushing operations.

MAIN SPECIFICATIONS

Model		R150
Machine working weight (kg)	lb (kg)	33000(15000)
Bucket capacity (m³)	ft³ (m³)	9.5-26.8 (0.27-0.76)
Boom length (mm)	in (mm)	181.2 (4602)
Arm length (mm)	in (mm)	114.2 (2900)
Slewing speed (rpm)	(rpm)	(11.9)
Travel speed (km/h)	mph (km/h)	2.1-3.0 (3.3-4.9)
Bucket digging force (KN)	lbf (kN)	17378-18299 (77.3-81.4)
Arm digging force (KN)	lbf (kN)	12971-14163 (57.7-63)
Cab height (mm)	in (mm)	111.5 (2832)
Tail slewing radius (mm)	in (mm)	86.7 (2202)
Counterweight level (mm)	in (mm)	36.3 (922)
Track length (mm)	in (mm)	137.7 (3497)
Track width (mm)	in (mm)	102.4 (2600)
Track shoe width (mm)	in (mm)	23.7 (602)
Minimum ground clearance (mm)	in (mm)	16.1 (408)
Maximum digging range (mm)	in (mm)	344.2 (8742)
Maximum digging range on the ground (mm)	in (mm)	338.7 (8602)
Maximum digging depth (mm)	in (mm)	241.4 (6132)
Maximum unloading height (mm)	in (mm)	257.2 (6532)
Maximum vertical wall depth that can be dug (mm)	in (mm)	1831 (4652)
Engine		Cummins 4BT3.9
Power	hp (kw)	123.3 (92KW)
Multi-way valve		KYB
Hydraulic pump		ZHTE
Travel motor		ZHTE
Slewing motor		ZHTE

SERVICE UPGRADE AND CAREFUL GUARDING

Exclusive quality: RIPPA care



Personal service and worry-free maintenance



Fuel sulfur content testing

Help customers identify good and bad fuels and require the use of fuels with a sulfur content of less than 10 ppm.



Urea concentration detection

To help customers identify good and bad urea, it is required to use a urea solution with a concentration of $32.5\% \pm 0.7\%$.



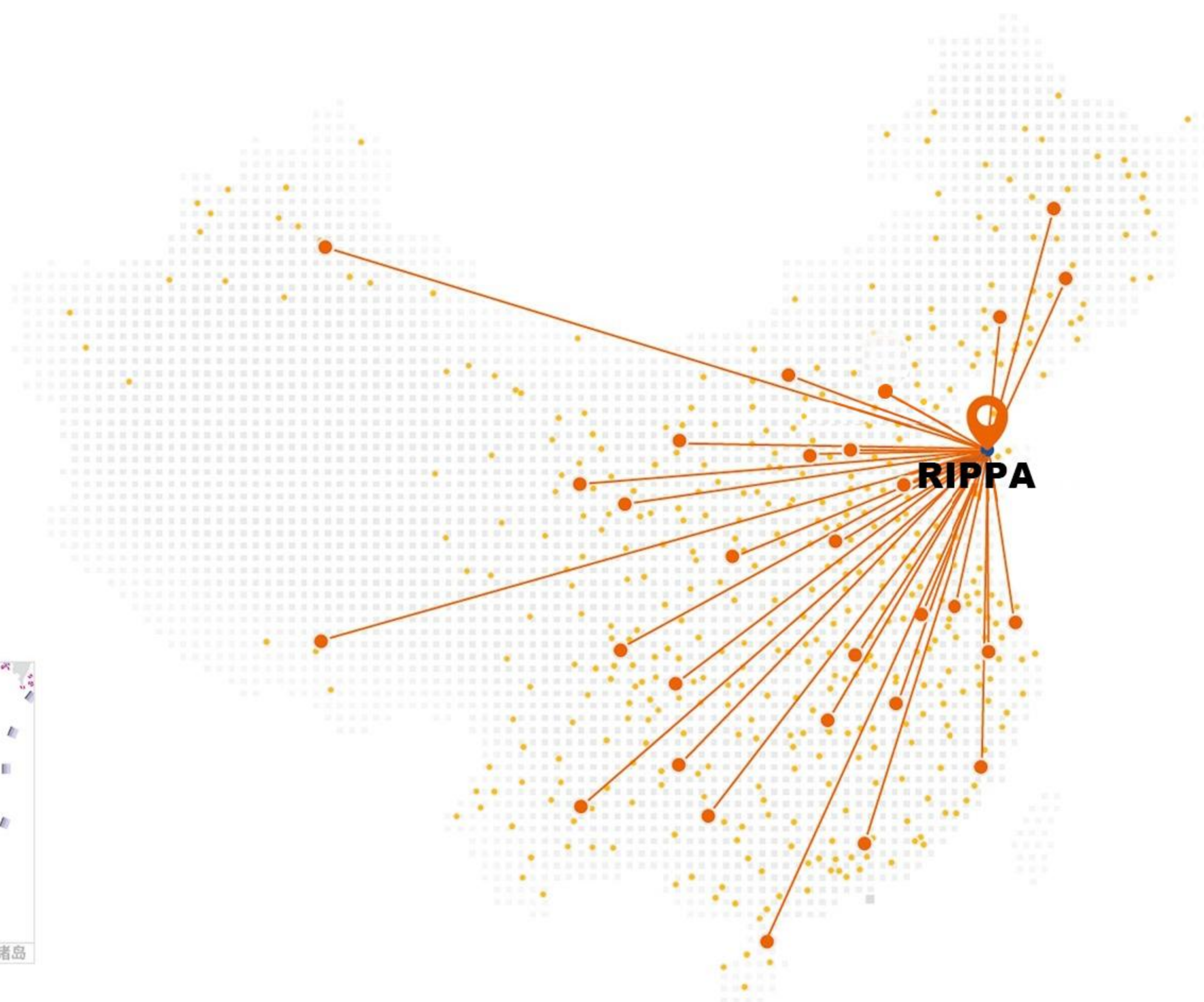
Post-processing maintenance training

Help customers understand correct operation and maintenance methods to avoid misjudgments and failures caused by improper operation.



DPF cleaning

During the warranty period, free cleaning service will be provided when a post-processing failure occurs for the first time.



Nationwide sales and service network

RIPPA is always committed to providing customers with high-quality product after-sales service and support, and customized solutions can maximize customer needs.

- RIPPA Jining
- Dealer/Direct Sales
- Service outlets



Multiple ways to report for repairs
(Telephone, WeChat,
online customer service)



Expert seat
Troubleshooting



Call center dispatch system



Service engineer mobile app



Intelligent service data system

WE ARE RIPPA

Shandong Rippa Machinery Group Co., Ltd. is located in the Sixth Industrial Park, Jining high tech Zone, Shandong Province. It is a state-level high-tech enterprise with the right to import and export;

The company's employees are vigorous and enterprising, constantly creating the legend and glory of Rippa!

Powered by **Cummins**



Shandong Rippa Machinery Group Co., Ltd.

Add: No.6 Industrial Park, Chongwen Avenue 2166, Gaoxin District, Jining City, Shandong Province

Some specifications are based on engineering measurements and may deviate from actual conditions. Specifications are for comparison purposes only and are subject to change without notice. Specifications of individual RIPPA equipment will vary based on normal variations in design, manufacturing, operating conditions and other factors. Some pictures of RIPPA equipment are not limited to standard packages.



www.rippa.com